

## Activity #3: State Symbols Bingo Game

Grade Levels: 1st –3rd Grade

Time Required:

Option #1: 20-40 minutes

Option #2: 10-25 minutes

Description: This is a game where students review the Illinois State Symbols by playing bingo. There are two options.

Option #1: Students cut out and glue pictures of the State Symbols on a blank bingo card.

Option #2: Teacher can download a set of 30 bingo cards and distribute them to students.

Materials needed for Option #1:

- 1) Pictures of 24 Illinois State Symbols (1 page per student)
- 2) Blank bingo card (1 per student)
- 3) 1 Calling Cards page for teacher or student caller
- 4) Scissors
- 5) Glue
- 6) Bingo markers (beans, tiles, etc.)

Directions for Option #1:

- 1) Copy state symbols cards (1 page per student).
- 2) Have students cut out symbols and glue them on the blank bingo card in any order.
- 3) Cut out calling cards, put into a cup, and draw for bingo game.
- 4) Each page contains two of the same symbol. For a quicker game, allow students to mark two spaces per round.

Materials needed for Option #2:


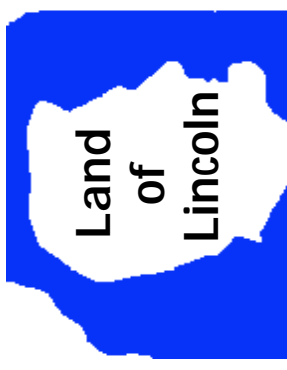
- 1) 1 Calling Cards page for teacher or student caller.
  - 2) Set of 30 pre-made bingo cards (can be downloaded in PDF format).
- \*\*It is recommended that you put these on heavier paper and laminate them for future use.
- 3) Bingo markers (beans, tiles, etc.)

Directions for Option #2:



- 1) Simply download cards, distribute to students, and play!


Variation: If you want the students to read a little more or just want to vary the game, make the state symbols pictures the calling cards and make students use the words as their bingo game board squares.

|   |   |   |  |   |
|---|---|---|--|---|
| <u>State Tree</u><br>White Oak            | <u>State Tree</u><br>White Oak            | <u>State Flower</u><br>Violet   | <u>State Flower</u><br>Violet                        | <u>State Animal</u><br>White-tailed<br>Deer |
| <u>State Bird</u><br>Northern<br>Cardinal | <u>State Bird</u><br>Northern<br>Cardinal | <u>State Slogan</u><br>“Land of<br>Lincoln”   | <u>State Slogan</u><br>“Land of<br>Lincoln”          | <u>State Animal</u><br>White-tailed<br>Deer |
| <u>State Mineral</u><br>Fluorite          | <u>State Mineral</u><br>Fluorite          | <u>Calling Cards for State<br/>Symbols Bingo game</u><br>Cut out and put into a cup,<br>then draw for bingo game. | <u>State Insect</u><br>Monarch<br>Butterfly          | <u>State Insect</u><br>Monarch<br>Butterfly |
| <u>State Fish</u><br>Bluegill             | <u>State Fish</u><br>Bluegill             | <u>State Prairie</u><br><u>Grass</u><br>Big Bluestem  | <u>State Prairie</u><br><u>Grass</u><br>Big Bluestem | <u>State Soil</u><br>Drummer<br>Soil        |
| <u>State Fossil</u><br>Tully<br>Monster   | <u>State Fossil</u><br>Tully<br>Monster   | <u>State Dance</u><br>Square<br>Dance   | <u>State Dance</u><br>Square<br>Dance                | <u>State Soil</u><br>Drummer<br>Soil        |



Pictures for Illinois State Symbols Bingo (Option #1)  
Reproduce 1 page per student. Have them cut out symbols and glue on the blank bingo card.



|  |  |   |  |  |
|--|--|---|--|--|
|  |  |   |  |  |
|  |  |   |  |  |
|  |  | <br>FREE<br>SPACE |  |  |
|  |  |   |  |  |
|  |  |   |  |  |

Blank Bingo Card (Option #1)