

Activity #2: State Symbols Matching Game

Grade Levels: K-2nd Grade, 3rd-4th (see “Variation”)

Time Required: 5-15 minutes


Description: Student will review the Illinois State Symbols by matching pairs of cards containing pictures of the Symbols.

Materials Needed:


- 1) One State Symbols Matching Game page for each pair of students.
- 2) Scissors

Directions:



- 1) Cut out the pictures of each symbol.
- 2) Turn them face-down, mix up the symbols, and take turns trying to match symbols.









Variation (3rd-4th Grade): For a more challenging game, copy the Symbols Review Sheet from Activity #1 for each pair of students. Instead of matching the pictures of two symbols, students must match a picture of a symbol with it’s summary of facts (the “When”, “How”, “Size” and “Other” side).



<p>State Insect</p> 	<p><u>When:</u> 1975</p>
	<p><u>How:</u> School Children</p>
	<p><u>Size:</u> Wingspan of 3½-5 in. (8-12 cm)</p>
	<p><u>Other:</u> In Spring I lay eggs on various species of milkweed.</p>
<p>Monarch Butterfly</p>	



Activity #2: State Symbols Matching Game
(Page 1 of 2)

State Fish 	State Fish 
Bluegill	Bluegill

State Fossil 	State Fossil 
Tully Monster	Tully Monster

 Square Dance	 Square Dance
Square Dance 	Square Dance 

State Mineral 	State Mineral 
Fluorite	Fluorite

State Soil 	State Soil 
Drummer Soil	Drummer Soil

Activity #2: State Symbols Matching Game
(Page 2 of 2)

